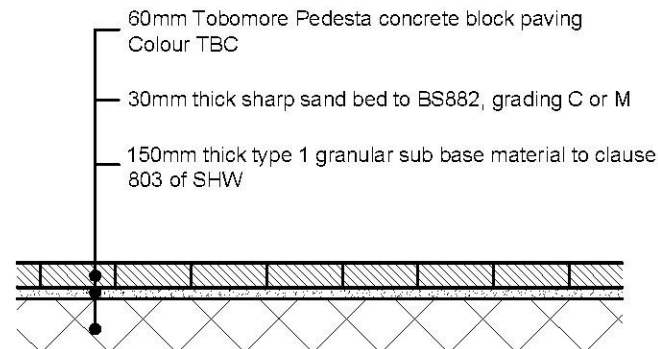
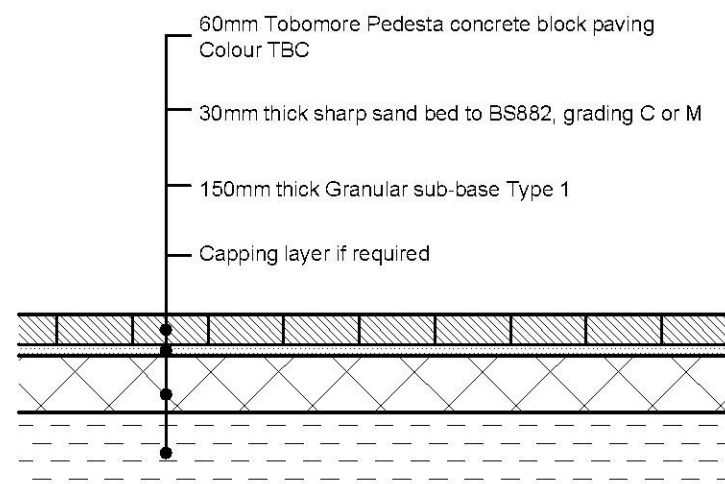


CONCRETE PAVING FLAG PATH / PATIO
(Scale 1:20)

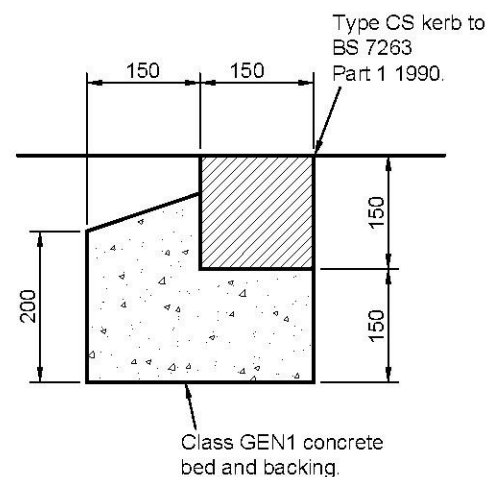


BLOCK PAVING PEDESTRIAN AREAS
(Scale 1:20)

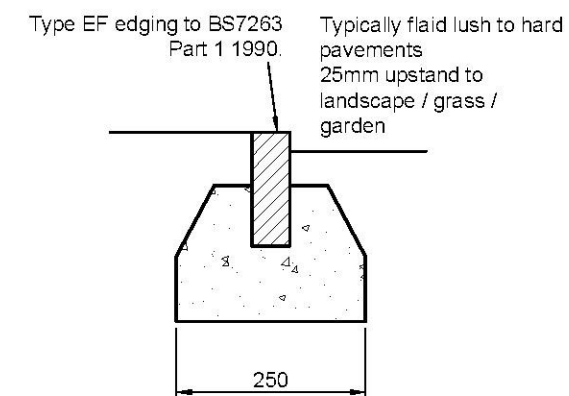


CBR of sub grade %	<=2	<=5	<=15	>15
6f1 capping thickness mm	600	450	200	0

BLOCK PAVING VEHICULAR AREAS
(Scale 1:20)



Laid Flush to the carriageway
CS KERB DETAIL
(Scale 1:10)



EF EDGING DETAIL
(Scale 1:10)

- GENERAL NOTES:**
1. All dimensions to be checked on site. All details and dimensions relating to sub-Contractors work must be checked and agreed between the sub-Contractor or supplier and the general Contractor.
 2. This drawing is to be read in conjunction with all relevant Architect's and Engineer's drawings and specification.
 3. The main Contractor is responsible for ensuring the stability of the structure whilst the works are in progress.
 4. Any information given regarding existing underground services is given in good faith after consultation with the relevant authority. No liability is accepted by the Consultant and the main Contractor is responsible for obtaining and checking all information and taking due care and attention whilst undertaking the works.

REV	DATE	BY	DESCRIPTION	CHK
-----	------	----	-------------	-----

Issue Status **FOR CONSTRUCTION**

The Civil Engineering Practice
11 Tungsten Building
George Street
Fishergate
Sussex
BN41 1RA
01273 424424
reception@civil.co.uk
www.civil.co.uk

CLIENT	Rev Paul Tabraham				
PROJECT	Emmanuel Church, Eastbourne				
TITLE	Contruction Details - Car Park				
DRAWN	M Pacifico	DATE	Aug 2019	PROJECT NO.	23172
ENGINEER	S Magowan	CHECKED	SRM	NO. 16.	502
SCALE	As Shown @ A3			REV.	-