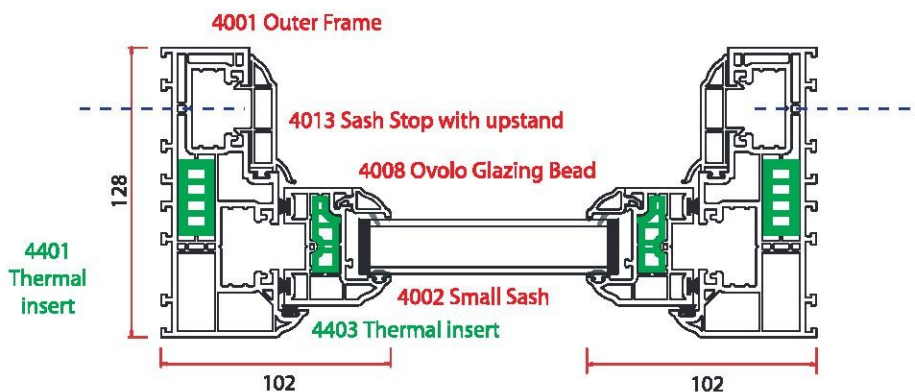
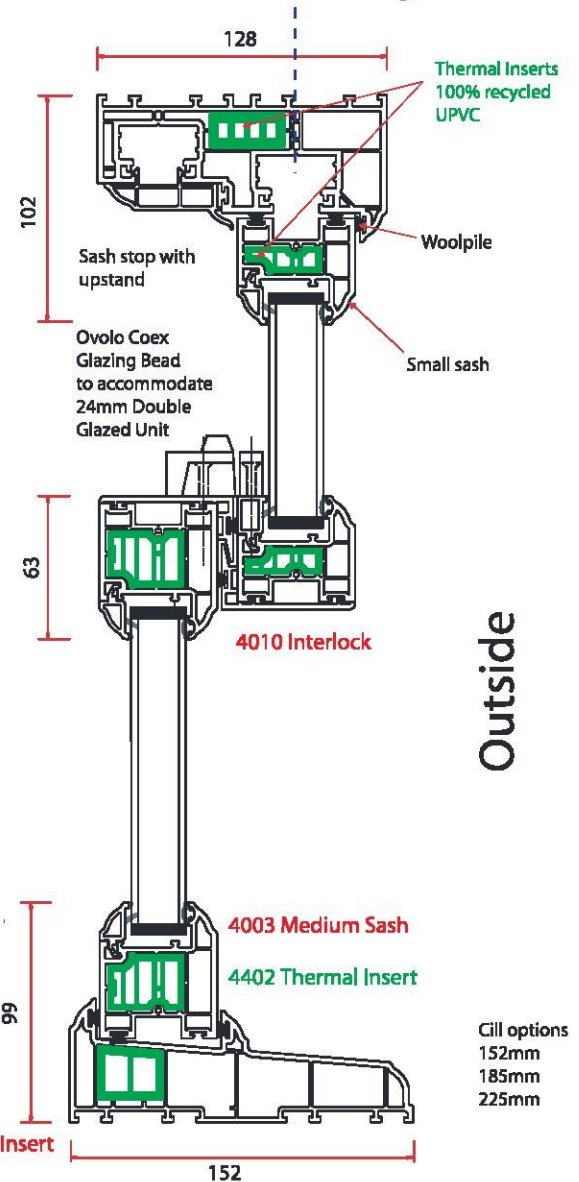




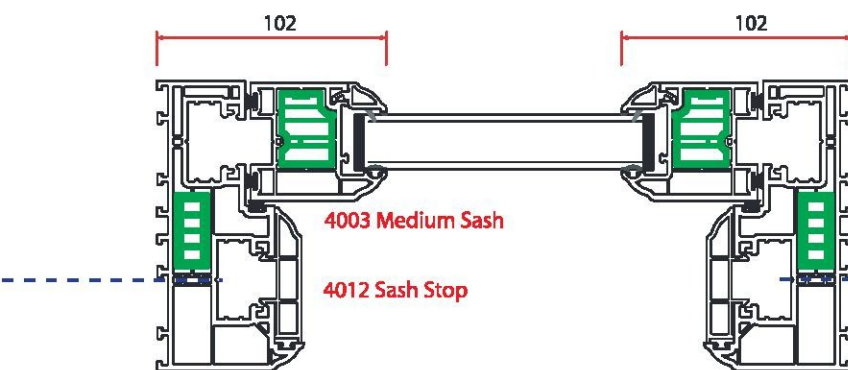
Horizontal section through top sash



Vertical section through sash



Horizontal section through bottom sash



Outside

Outside

PLEASE NOTE

- 1] Prior to securing the vertical slider in position in the aperture ensure the frame is located square and plumb within the opening.
- 2] Please ensure no screws / fixing points are inserted in the cavity / chamber that contains the spring assembly.
- 3] When inserting fixing points it is advisable to slide the sash stops out of the way and insert the hole under the sash stop
- 4] All fixing points should be inserted above spring assembly, failure to do so will affect the operation of the sash
- 5] When inserting perimeter fixings take care not to overtighten as this will seriously impede the weathering and movement of the sashes.